

(19) World Intellectual Property
Organization
International Bureau



(43) International Publication Date
28 October 2004 (28.10.2004)

PCT

(10) International Publication Number
WO 2004/093035 A1

(51) International Patent Classification⁷: G09F 7/00, 13/20, 19/22, C03C 8/00, 8/02, E01F 9/00, G03C 1/492

(81) Designated States (unless otherwise indicated, for every kind of national protection available): AE, AG, AL, AM, AT, AU, AZ, BA, BB, BG, BR, BW, BY, BZ, CA, CH, CN, CO, CR, CU, CZ, DE, DK, DM, DZ, EC, EE, EG, ES, FI, GB, GD, GE, GH, GM, HR, HU, ID, IL, IN, IS, JP, KE, KG, KP, KZ, LC, LK, LR, LS, LT, LU, LV, MA, MD, MG, MK, MN, MW, MX, MZ, NA, NI, NO, NZ, OM, PG, PH, PL, PT, RO, RU, SC, SD, SE, SG, SK, SL, SY, TJ, TM, TN, TR, TT, TZ, UA, UG, US, UZ, VC, VN, YU, ZA, ZM, ZW.

(21) International Application Number:
PCT/KR2004/000865

(22) International Filing Date: 14 April 2004 (14.04.2004)

(25) Filing Language: Korean

(26) Publication Language: English

(30) Priority Data:
20-2003-0011643 15 April 2003 (15.04.2003) KR

(84) Designated States (unless otherwise indicated, for every kind of regional protection available): ARIPO (BW, GH, GM, KE, LS, MW, MZ, SD, SL, SZ, TZ, UG, ZM, ZW), Eurasian (AM, AZ, BY, KG, KZ, MD, RU, TJ, TM), European (AT, BE, BG, CH, CY, CZ, DE, DK, EE, ES, FI, FR, GB, GR, HU, IE, IT, LU, MC, NL, PL, PT, RO, SE, SI, SK, TR), OAPI (BF, BJ, CF, CG, CI, CM, GA, GN, GQ, GW, ML, MR, NE, SN, TD, TG).

(71) Applicant (for all designated States except US): DS ENTERPRISE, INC. [KR/KR]; Gangnam B/D #702, 56-1, Supyo-dong, Joong-gu, Seoul 100-230 (KR).

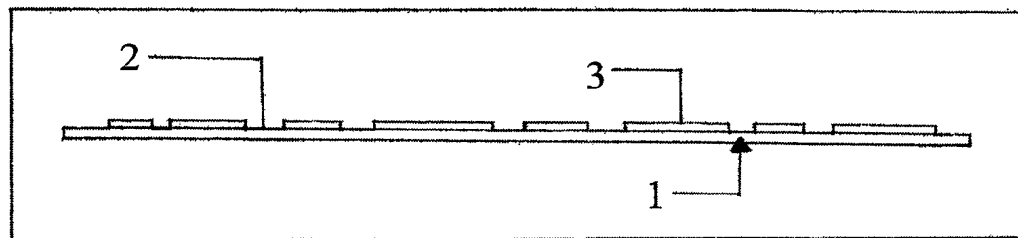
Published:
— with international search report
— before the expiration of the time limit for amending the claims and to be republished in the event of receipt of amendments

(72) Inventor; and
(75) Inventor/Applicant (for US only): LEE, Duk Shin [KR/KR]; Gangnam B/D #702, 56-1, Supyo-dong, Joong-gu, Seoul 100-230 (KR).

For two-letter codes and other abbreviations, refer to the "Guidance Notes on Codes and Abbreviations" appearing at the beginning of each regular issue of the PCT Gazette.

(74) Agent: HAN, Sang Hyuk; Dugyu B/D 2F, 943-14 Daechi-dong, Kangnam-gu, Seoul 135-845 (KR).

(54) Title: AN INSTRUCTION PLATE AND SIGNAGE USING PHOTO LUMINESCENT PORCELAIN ENAMEL



(57) Abstract: The present invention relates to a guide plate and instruction plate using photo luminescent porcelain enamel that includes an improved guide plate and instruction plate implemented in such a manner that aluminum, steel, copper, alloy plate, etc., after removing of anti-rust oil (lubricant), are preprocessed for an easier adherence, and a primary coat enamel and a secondary coat enamel are processed, and a ground surface is processed with non-photo luminescent porcelain enamel; and character, number, symbol, graphic, image, pattern, etc. of the guide plate and instruction plate are molded with photo luminescent porcelain enamel.



WO 2004/093035 A1

**PHOTOLUMINESCENT PORCELAIN ENAMEL FOR INSTRUCTION
PLATE AND SIGNAGE**

[Technical Field]

5 The present invention relates to a photo luminescent porcelain enamel for an instruction plate and a signage in which various activity guidelines, a facility/utility use instruction plate, an emergency escape facility instruction plate, various instruction plates, an electric train guide/subway map and indoor and outdoor advertisement boards are made using a photo luminescent porcelain
10 wherein the above plates are provided for an emergency situation such as fire, natural disaster, accident, etc.

[Background Art]

15 The present invention is directed to fabricating various facility/utility use guide plates, emergency rescue request guide plate, escape guide plate, safety rule guide plate, emergency exit instruction plate, other instruction plates, electric train rail/subway map, etc. in such a manner that a porcelain enamel is used or mixed with photo luminescent pigment, and a mixture is enameled to aluminum, steel, stainless, copper and alloy plate.

20

 Since the conventional products are printed (enameled) on a sticker paper, aluminum plate, steel plate, acryl plate, etc. or are integrally formed thereon, the

conventional products may be burned out or it is impossible to easily read an instruction text in a dark environment. Therefore, the conventional products may not be used in the case of an emergency situation such as fire.

5 **[Brief Description of the Drawings]**

Figure 1 is a view illustrating the construction that a character part is formed of a photo luminescent porcelain enamel (photo luminescent enamel), and a background surface is formed of a non-photo luminescent porcelain enamel
10 (non-photo luminescent coloring oil) in a guide plate and an instruction plate according to the present invention; and

Figure 2 is a view illustrating a state that a background surface is coated with a non-photo luminescent coloring oil or a photo luminescent pigment (if necessary, light emitting pigment may be added) and a photo luminescent enamel
15 and then a line map is printed and processed according to the present invention.

[Disclosure of Invention]

Accordingly, it is an object of the present invention to provide a photo luminescent porcelain enamel for an instruction plate and a signage capable of
20 achieving an inherent function and enhancing a fire resistance, a heat resistance, a water (or moisture) proof and a durability for thereby maximizing effects in such a manner that a photo luminescent enamel (if necessary, light emitting

pigment may be added) is used or mixed with enamel, and a mixture is enameled to aluminum, steel, copper and alloy plate for thereby fabricating various facility/utility use instruction plates, emergency rescue guide plate, shelter information plate, safety guide plate, emergency exit plate, other instruction
5 plates, electric rail train/subway line map, indoor and outdoor advertisement boards, etc.

It is another object of the present invention to provide a photo luminescent porcelain enamel for an instruction plate and a signage capable of decreasing a cost based on a permanent use, and achieving an easier escape or
10 necessary instruction during a fire or emergency situation, and saving energy.

To achieve the above objects, there is provided a guide plate and instruction plate using photo luminescent porcelain enamel, comprising an improved guide plate and instruction plate implemented in such a manner that aluminum, steel, copper, alloy plate, etc., after removing of anti-rust oil
15 (lubricant), are preprocessed for an easier adherence, and a primary coat enamel and a secondary coat enamel are processed, and a ground surface is processed with non-photo luminescent porcelain enamel; and character, number, symbol, graphic, image, pattern, etc. of the guide plate and instruction plate are processed with photo luminescent porcelain enamel.

20 To achieve the above objects, there is provided a guide plate and instruction plate using photo luminescent porcelain enamel, comprising an improved guide plate and instruction plate implemented in such a manner that

aluminum, steel, copper, alloy plate, etc., after removing of anti-rust oil (lubricant), are preprocessed for an easier adherence, and a primary coat enamel and a secondary coat enamel are processed, and a ground surface is processed with photo luminescent porcelain enamel; and character, number, symbol, graphic, image, pattern, etc. of the guide plate and instruction plate are processed with non-photo luminescent porcelain enamel.

To achieve the above objects, there is provided a guide plate and instruction plate using photo luminescent porcelain enamel, comprising an improved guide plate and instruction plate implemented in such a manner that aluminum, steel, copper, alloy plate, etc., after removing of anti-rust oil (lubricant), are preprocessed for an easier adherence, and a primary coat enamel and a secondary coat enamel are processed, and a ground surface is processed with non-photo luminescent coloring oil (or enamel material); and character, number, symbol, graphic, image, pattern, etc. of the guide plate and instruction plate are molded with photo luminescent enamel.

To achieve the above objects, there is provided a guide plate and instruction plate using photo luminescent porcelain enamel, comprising an improved guide plate and instruction plate implemented in such a manner that aluminum, steel, copper, alloy plate, etc., after removing of anti-rust oil (lubricant), are preprocessed for an easier adherence, and a primary coat enamel and a secondary coat enamel are processed, and a ground surface is processed with photo luminescent enamel; and character, number, symbol, graphic, image,

pattern, etc. of the guide plate and instruction plate are processed with non-photo luminescent coloring oil (or enamel material).

To achieve the above objects, there is provided a guide plate and instruction plate using photo luminescent porcelain enamel, comprising an improved guide plate and instruction plate implemented in such a manner that
5 aluminum, steel, copper, alloy plate, etc., after removing of anti-rust oil (lubricant), are preprocessed for an easier adherence, and a primary coat enamel and a secondary coat enamel are processed, and a ground surface is processed with photo luminescent enamel; and character, number, symbol, graphic, image,
10 pattern, etc. of the guide plate and instruction plate are processed using a heat transfer printing paper.

To achieve the above objects, there is provided a guide plate and instruction plate using photo luminescent porcelain enamel, comprising an improved guide plate and instruction plate implemented in such a manner that
15 aluminum, steel, copper, alloy plate, etc., after removing of anti-rust oil (lubricant), are preprocessed for an easier adherence, and a primary coat enamel and a secondary coat enamel are processed, and a ground surface is processed with non-photo luminescent coloring oil (or enamel); and character, number, symbol, graphic, image, pattern, etc. of the guide plate and instruction plate are
20 molded using a heat transfer printing paper.

[Best mode for Carrying Out the Invention]

The preferred embodiments of the present invention will be described with reference to the accompanying drawings. In the following descriptions, when it is judged that the known function or construction may make the gist of the present invention unclear, the detailed descriptions of the same will be omitted.

The preferred embodiments of the present invention will be described with reference to the accompanying drawings.

According to a first embodiment of the present invention, there is provided a

A guide plate and instruction plate using photo luminescent porcelain enamel, comprising:

an improved guide plate and instruction plate implemented in such a manner that aluminum, steel, copper, alloy plate, etc., after removing of anti-rust oil (lubricant), are preprocessed for an easier adherence, and a primary coat enamel and a secondary coat enamel are processed, and a ground surface is processed with non-photo luminescent porcelain enamel; and character, number, symbol, graphic, image, pattern, etc. of the guide plate and instruction plate are processed with photo luminescent porcelain enamel.

According to a second embodiment of the present invention, there is provided a guide plate and instruction plate 1 using photo luminescent porcelain enamel, comprising an improved guide plate and instruction plate implemented

in such a manner that aluminum, steel, copper, alloy plate, etc., after removing of anti-rust oil (lubricant), are preprocessed for an easier adherence, and a primary coat enamel and a secondary coat enamel are processed, and a ground surface is processed with photo luminescent porcelain enamel 2; and character, number, 5 symbol, graphic, image, pattern, etc. of the guide plate and instruction plate 1 are processed with non-photo luminescent porcelain enamel 3.

According to a third embodiment of the present invention, there is provided a guide plate and instruction plate using photo luminescent porcelain enamel, comprising an improved guide plate and instruction plate implemented 10 in such a manner that aluminum, steel, copper, alloy plate, etc., after removing of anti-rust oil (lubricant), are preprocessed for an easier adherence, and a primary coat enamel and a secondary coat enamel are processed, and a ground surface is processed with non-photo luminescent coloring oil (or enamel material); and character, number, symbol, graphic, image, pattern, etc. of the guide plate and 15 instruction plate are processed with photo luminescent enamel.

According to a fourth embodiment of the present invention, there is provided a guide plate and instruction plate using photo luminescent porcelain enamel, comprising an improved guide plate and instruction plate implemented in such a manner that aluminum, steel, copper, alloy plate, etc., after removing of 20 anti-rust oil (lubricant), are preprocessed for an easier adherence, and a primary coat enamel and a secondary coat enamel are processed, and a ground surface is processed with photo luminescent enamel; and character, number, symbol,

graphic, image, pattern, etc. of the guide plate and instruction plate are molded with non-photo luminescent coloring oil (or enamel material).

According to a fifth embodiment of the present invention, there is provided a guide plate and instruction plate using photo luminescent porcelain enamel, comprising an improved guide plate and instruction plate implemented in such a manner that aluminum, steel, copper, alloy plate, etc., after removing of anti-rust oil (lubricant), are preprocessed for an easier adherence, and a primary coat enamel and a secondary coat enamel are processed, and a ground surface is processed with photo luminescent enamel; and character, number, symbol, graphic, image, pattern, etc. of the guide plate and instruction plate are molded using a heat transfer printing paper.

According to a sixth embodiment of the present invention, there is provided a guide plate and instruction plate using photo luminescent porcelain enamel, comprising an improved guide plate and instruction plate implemented in such a manner that aluminum, steel, copper, alloy plate, etc., after removing of anti-rust oil (lubricant), are preprocessed for an easier adherence, and a primary coat enamel and a secondary coat enamel are processed, and a ground surface is processed with non-photo luminescent coloring oil (or enamel); and character, number, symbol, graphic, image, pattern, etc. of the guide plate and instruction plate are molded using a heat transfer printing paper.

As shown in Figures 1 and 2, a photo luminescent pigment mixed with a photo luminescent material (if necessary, light emitting pigment is added) and a

porcelain enamel at a certain mixing ratio is defatted and preprocessed for an easier adherence using brush, screen, spray, etc. having a desired shape of character, number, symbol, graphic, image, pattern, picture, etc. based on the purpose and place of use. The thusly-processed enamel is coated on a metallic plate on which lower and upper suspension oils are burned and stuck thereon. In another way, character, number, symbol, graphic, image, picture, etc. are coated with non-photo light coloring oils (or enamel material), and the remaining whole parts or a part of the same are coated with a porcelain enamel mixed with photo luminescent enamel material.

In addition, character, number, symbol, graphic, image, pattern, picture, etc. are printed and processed on a background surface coated with a porcelain enamel mixed with photo luminescent enamel material using a heat transfer printing paper as shown in the line map of Figure 2. At this time, the processing temperature is adjusted based on heat resistant property of a metallic plate. In the case of steel plate, it is about 800°C~920°C, in the case of aluminum, it is below about 560°C, provided that the processing is achieved within a range that the function of photo luminescent enamel material is not diminished. As described above, since photo luminescent enamel (if necessary, light emitting pigment material is added) is added into only a desired character, number, symbol, graphic, image, pattern, picture, etc., so that the character, number, symbol, graphic, image, pattern, picture, etc. are visually recognizable in darkness. On the contrary, in the case that the whole portions or a part of the character, number,

symbol, graphic, image, pattern, picture, etc. are coated with non-photo luminescent coloring oil (or pigment material), since the portions of the photo luminescent pigment material generate light, they are also visually recognizable.

The guide plate and instruction plate 1 according to the present invention
5 may be easily attached using adhesive, piece bolt, installation frame, etc. In addition, mass production is achieved in the present invention, so that guide plate and instruction plate, guide plate, line map, advertisement board, etc. may be provided at a very competitive price wherein the above plates have large demand.

10 **[Industrial applicability]**

As described above, in the case that an emergency situation such as fire, natural disaster, accident, etc. in building, underground facility, subway, train/subway, elevator, aircraft and ship occurs, people can easily read an instruction guide and open an exit door and escape or can take a proper
15 measurement for the emergency situation in such a manner that various guide plates, emergency rescue request guide plate, shelter guide plate, instruction plate, line map, etc. are fabricated using photo luminescent porcelain enamel according to the present invention. In addition, people can properly escape, reading a shelter guide instruction in a high-rise building and apartment. In addition,
20 people can use a fire extinguishing device or extinguisher, reading an instruction for use. In the case that people is stuck in a closed dark space such as in elevator, people can easily read a rescue request instruction for thereby calling for an

emergency rescue staff.

In addition, when the present invention is adapted to an indoor or outdoor advertisement board, an energy saving effect is excellent. In particular, in the interior of an electric train or subway, the electric train/subway line map
.5 instruction of the photo luminescent porcelain enamel can help passenger to recognize the emergency exit and escape to the outside, so that it is possible to safely guide the passenger for thereby achieving an excellent safety effect.

In the case of photo luminescent porcelain enamel, a mass product is possible, so that price can be competitive. It has an excellent function, fire
10 resistance, water and moisture proof and durability. It may be used permanently. The effects are excellent. In particular, when fabricating it, since it is possible to control luminance based on the amount of use of photo luminescent pigment (if necessary, light emitting pigment may be added), the unit cost may be adjusted based on the characteristic of use of the same.

15 In addition, in the case of a vehicle license number plate, road information plate, resident address plate, etc., light emitting pigment may be added to photo luminescent enamel for thereby maximizing the effects of the same based on excellent function.

As the present invention may be embodied in several forms without
20 departing from the spirit or essential characteristics thereof, it should also be understood that the above-described examples are not limited by any of the details of the foregoing description, unless otherwise specified, but rather should

be construed broadly within its spirit and scope as defined in the appended claims, and therefore all changes and modifications that fall within the meets and bounds of the claims, or equivalences of such meets and bounds are therefore intended to be embraced by the appended claims.

5

10

15

20

Claims:

1. A guide plate and instruction plate using photo luminescent porcelain enamel, comprising:
an improved guide plate and instruction plate implemented in such a
5 manner that aluminum, steel, copper, alloy plate, etc., after removing of anti-rust oil (lubricant), are preprocessed for an easier adherence, and a primary coat enamel and a secondary coat enamel are processed, and a ground surface is processed with non-photo luminescent porcelain enamel; and character, number,
symbol, graphic, image, pattern, etc. of the guide plate and instruction plate are
10 molded with photo luminescent porcelain enamel.

2. A guide plate and instruction plate using photo luminescent porcelain enamel, comprising:
an improved guide plate and instruction plate implemented in such a
15 manner that aluminum, steel, copper, alloy plate, etc., after removing of anti-rust oil (lubricant), are preprocessed for an easier adherence, and a primary coat enamel and a secondary coat enamel are processed, and a ground surface is processed with photo luminescent porcelain enamel; and character, number,
symbol, graphic, image, pattern, etc. of the guide plate and instruction plate are
20 molded with non-photo luminescent porcelain enamel.

3. A guide plate and instruction plate using photo luminescent porcelain

enamel, comprising:

an improved guide plate and instruction plate implemented in such a manner that aluminum, steel, copper, alloy plate, etc., after removing of anti-rust oil (lubricant), are preprocessed for an easier adherence, and a primary coat enamel and a secondary coat enamel are processed, and a ground surface is processed with non-photo luminescent coloring oil (or enamel material); and character, number, symbol, graphic, image, pattern, etc. of the guide plate and instruction plate are processed with photo luminescent enamel.

4. A guide plate and instruction plate using photo luminescent porcelain enamel, comprising:

an improved guide plate and instruction plate implemented in such a manner that aluminum, steel, copper, alloy plate, etc., after removing of anti-rust oil (lubricant), are preprocessed for an easier adherence, and a primary coat enamel and a secondary coat enamel are processed, and a ground surface is processed with photo luminescent enamel; and character, number, symbol, graphic, image, pattern, etc. of the guide plate and instruction plate are processed with non-photo luminescent coloring oil (or enamel material).

5. A guide plate and instruction plate using photo luminescent porcelain enamel, comprising:

an improved guide plate and instruction plate implemented in such a

manner that aluminum, steel, copper, alloy plate, etc., after removing of anti-rust oil (lubricant), are preprocessed for an easier adherence, and a primary coat enamel and a secondary coat enamel are processed, and a ground surface is processed with photo luminescent enamel; and character, number, symbol,
5 graphic, image, pattern, etc. of the guide plate and instruction plate are processed using a heat transfer printing paper.

6. A guide plate and instruction plate using photo luminescent porcelain enamel, comprising:

10 an improved guide plate and instruction plate implemented in such a manner that aluminum, steel, copper, alloy plate, etc., after removing of anti-rust oil (lubricant), are preprocessed for an easier adherence, and a primary coat enamel and a secondary coat enamel are processed, and a ground surface is processed with non-photo luminescent coloring oil (or enamel); and character,
15 number, symbol, graphic, image, pattern, etc. of the guide plate and instruction plate are processed using a heat transfer printing paper.

FIG. 1

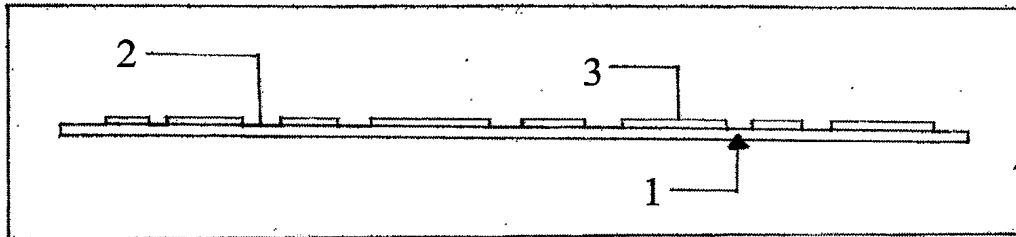
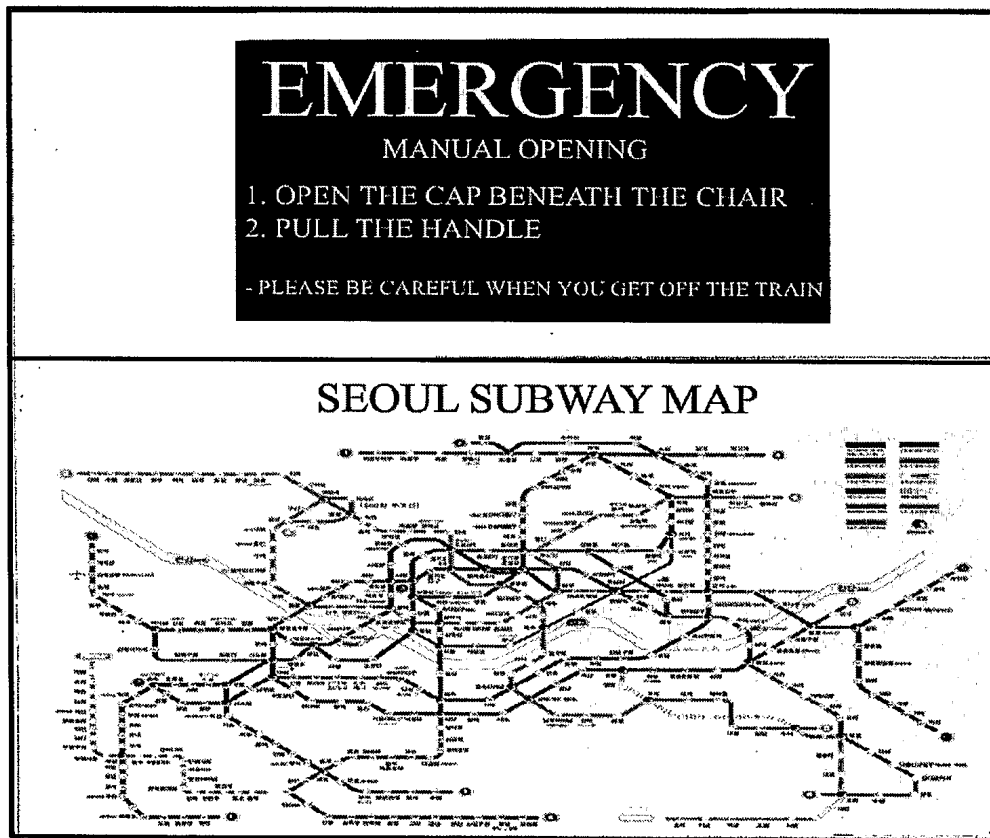




FIG. 2



INTERNATIONAL SEARCH REPORT

International application No.
PCT/KR2004/000865

A. CLASSIFICATION OF SUBJECT MATTER		
IPC7 G09F 7/00, 13/20, 19/22, C03C 8/00, 8/02, E01F 9/00, G03C 1/492		
According to International Patent Classification (IPC) or to both national classification and IPC		
B. FIELDS SEARCHED		
Minimum documentation searched (classification system followed by classification symbols) IPC7 G09F 7/00, 13/20, 19/22, C03C 8/00, 8/02, E01F 9/00, G03C 1/492		
Documentation searched other than minimum documentation to the extent that such documents are included in the fields searched Korean patents and applications for inventions since 1975 Korean utility models and applications for utility models since 1975		
Electronic data base consulted during the international search (name of data base and, where practicable, search terms used) KIPASS, CA		
C. DOCUMENTS CONSIDERED TO BE RELEVANT		
Category*	Citation of document, with indication, where appropriate, of the relevant passages	Relevant to claim No.
Y	US 5,348,843 A (Beck et al.) 20 September 1994 (20-09-1994) See abstract; claim 1; column 2, lines 30-55; column 3, lines 11-35; column 4, lines 14-55	1-6
Y	JP 2002-328643 A (Saito Kazuo) 15 November 2002 (15-11-2002) See abstract; claim 1; column 1, lines [0007]-column 3, line [0014]; Fig. 1	1-6
Y	JP 11-288233 A (Tatenoizuru) 19 October 1999 (19-10-1999) See the whole document	1-6
A	JP 10-273657 A (Sugitakatsushi et al.) 13 October 1998 (13-10-1998) See the whole document	1-6
A	JP 2001-51632 A (Asakawatetsuya et al.) 23 February 2001 (23-02-2001) See the whole document	1-6
A	JP 8-202301 A (Yoshihiro Yoichi) 09 August 1996 (09-08-1996) See the whole document	1-6
A	WO 97/43746 A (Bjorn) 20 November 1997 (20-11-1997) See the whole document	1-6
<input checked="" type="checkbox"/> Further documents are listed in the continuation of Box C. <input checked="" type="checkbox"/> See patent family annex.		
* Special categories of cited documents: "A" document defining the general state of the art which is not considered to be of particular relevance "E" earlier application or patent but published on or after the international filing date "L" document which may throw doubts on priority claim(s) or which is cited to establish the publication date of citation or other special reason (as specified) "O" document referring to an oral disclosure, use, exhibition or other means "P" document published prior to the international filing date but later than the priority date claimed		"T" later document published after the international filing date or priority date and not in conflict with the application but cited to understand the principle or theory underlying the invention "X" document of particular relevance; the claimed invention cannot be considered novel or cannot be considered to involve an inventive step when the document is taken alone "Y" document of particular relevance; the claimed invention cannot be considered to involve an inventive step when the document is combined with one or more other such documents, such combination being obvious to a person skilled in the art "&" document member of the same patent family
Date of the actual completion of the international search 17 AUGUST 2004 (17.08.2004)		Date of mailing of the international search report 17 AUGUST 2004 (17.08.2004)
Name and mailing address of the ISA/KR  Korean Intellectual Property Office 920 Dunsan-dong, Seo-gu, Daejeon 302-701, Republic of Korea Facsimile No. 82-42-472-7140		Authorized officer LEE, Sun Kuk Telephone No. 82-42-481-5587 

INTERNATIONAL SEARCH REPORT

International application No.
PCT/KR2004/000865

C (Continuation). DOCUMENTS CONSIDERED TO BE RELEVANT		
Category*	Citation of document, with indication, where appropriate, of the relevant passages	Relevant to claim No.
A	KR 20-220005 Y1 (Lee Bong Kyung) 31 January 2001 (31-01-2001) See the whole document ---	1-6

INTERNATIONAL SEARCH REPORT

Information on patent family members

International application No.

PCT/KR2004/000865

Patent document cited in search report	Publication date	Patent family member(s)	Publication date
US 5,348,843 A	20-09-1994	NONE	
JP 2002-328643 A	15-11-2002	NONE	
JP 11-288233 A	19-10-1999	NONE	
JP 10-273657 A	13-10-1998	NONE	
JP 2001-51632 A	23-02-2001	NONE	
JP 8-202301 A	09-08-1996	NONE	
WO 97/43746 A	20-11-1997	NO 962027 A AU 2794797 A1	17-11-1997 05-12-1997
KR 20-220005 Y1	31-01-2001	NONE	